




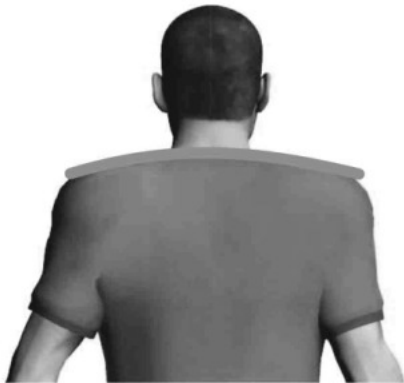
***A - Mid back to
wrist***

Measurement taken on the back with arm perpendicular to body, starting from neck bone to the wrist.



***B - Mid back
to elbow***

Measurement taken on the back with arm perpendicular to body, starting from neck bone to the elbow point.



***C - Shoulder to
Shoulder***

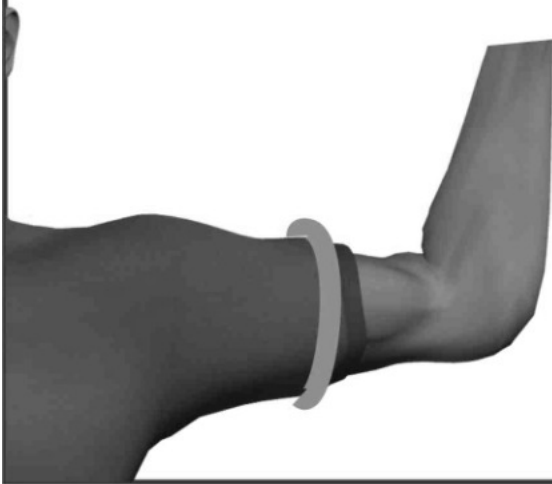
With arms down at your side, place the tape on shoulder bone tip (where it starts to drop), go across the back passing over the neck bone to other shoulder bone tip.

Measurement taken with clothes on.




D - Wrist

Measure around wrist, on wrist bone.



E - Biceps


Flex the right bicep if right handed or left if lefthanded, hold flexed and measure around the widest part. Measurement taken with clothes on.



F - Chest

Lift arms to pass the tape around chest then lower them. Measure with arms down at nipple level where your chest is biggest. Make sure the tape stays leveled all the way around.

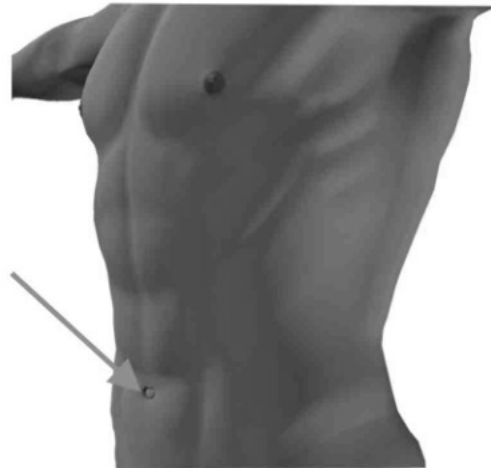
Measurement taken with clothes on.





**For suits and jackets:
Measurement taken
around stomach on navel**

G1 - Waist

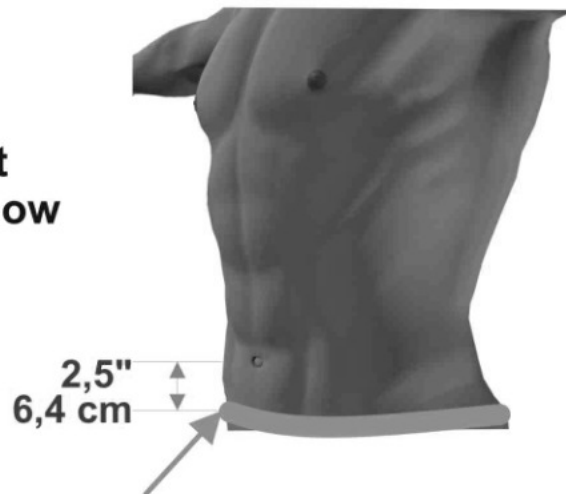


**Measurement
taken with clothes on.**


For all pants

**Measurement taken
around stomach, about
2,5 inches (6,4 cm) below
navel or at the height
where you wear your
pants.**

G2 - Waist



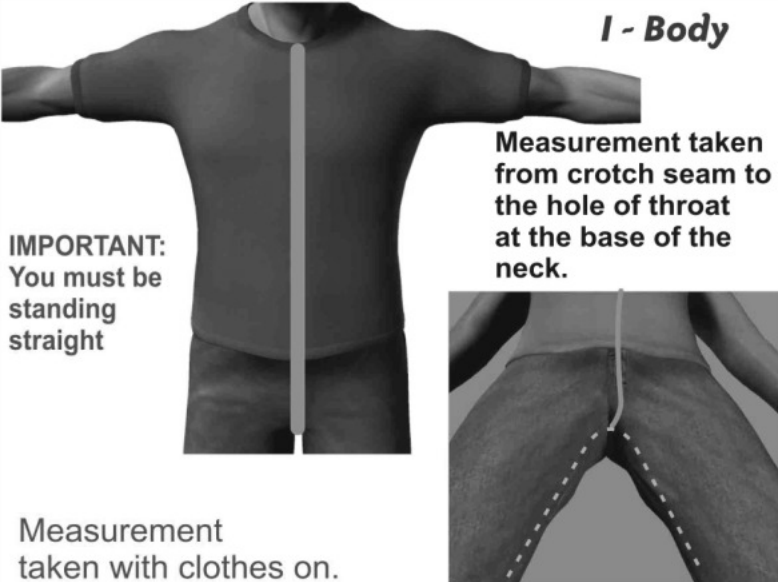
**Measurement taken over the clothes
you will have underneath your pants
or tucked in your pants**



H - Hips

Measure around your hips at the widest part of your butt.

Measurement taken with clothes on.

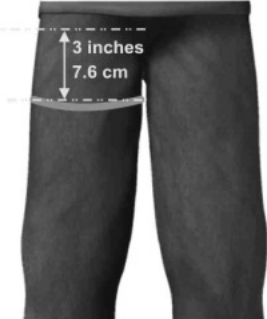


I - Body

Measurement taken from crotch seam to the hole of throat at the base of the neck.

IMPORTANT: You must be standing straight

Measurement taken with clothes on.



J - Thigh

Measure at the widest part of the thigh approximately 3 inches from the crotch.

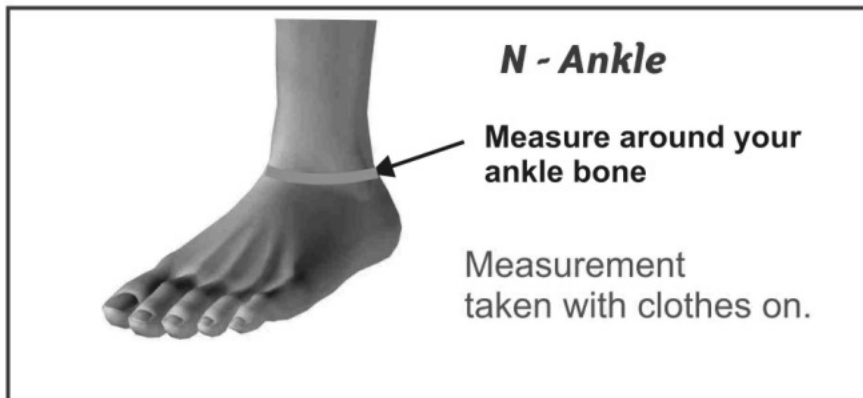
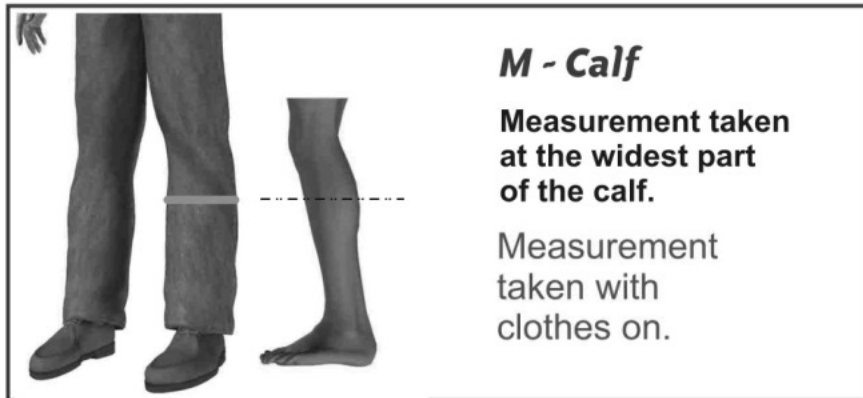
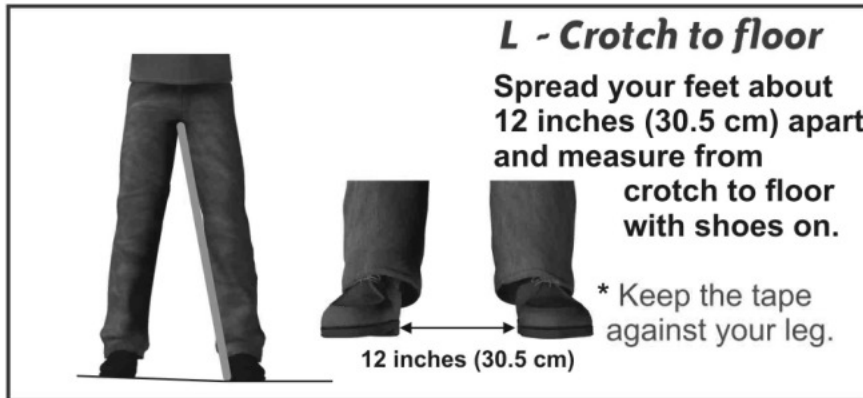
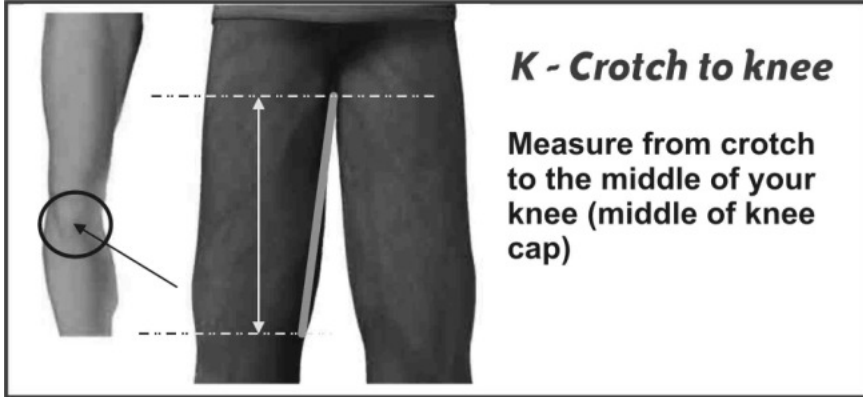
Measurement taken with clothes on.



J2 - Middle Thigh

Measure around your thigh half way between the crotch and the middle of the knee.

Measurement taken with clothes on.



O - Neck



Measurement taken around the base of the neck.

P - All Body



This measurement is the most important. Please take it a few times to ensure exactitude. See next page for another method.

Measurement taken with clothes on.



IMPORTANT: You must be standing straight

Q - Seat (for 2-piece suit)



Measure with the clothes you will be wearing underneath your pants. Start at the top of your belt, down between your legs, back up to the top of your belt at the back. Make sure your belt is where you want your suit's pants belt to be.

Second method to measure letter P (all body)

1

Put on elastic or rope around your waist.



2

Lean to the left and to the right to make the elastic sit in the groove of the high waist. Make sure the elastic stays in this same position the whole time you are measuring



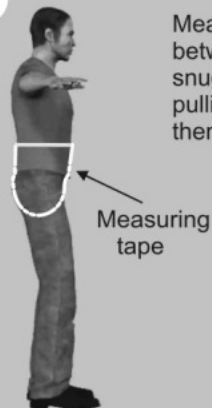
3

Measure from the hole at base of the neck to the elastic.

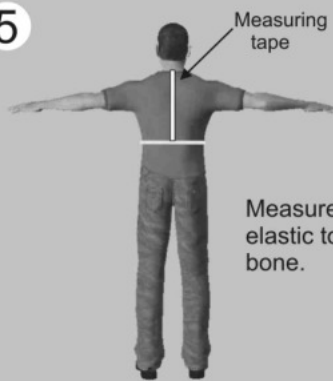


4

Measure from the elastic, down between legs (keeping the tape snug against the body but without pulling on it to create a wedgie), then back up to the elastic.



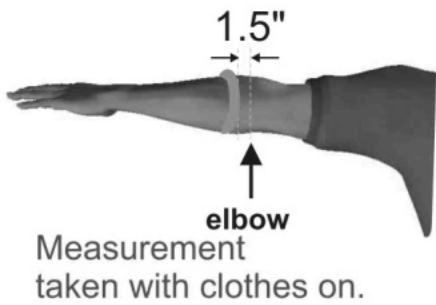
5



Measure from the elastic to the neck bone.

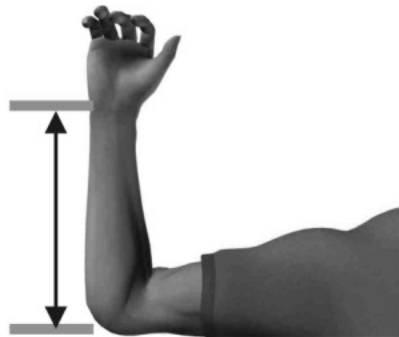
6

Totalize your 3 measurements and write down the result as "All body" (letter "P")



R - Forearm circumference

Measure around your forearm, approximately 1.5 inches (3.5 cm) passed the elbow



S - Elbow to wrist

Measure from your elbow point to your wrist



T - Knee circumference

Measure around your leg, approximately 1.5 inches (3.5 cm) higher than top of knee

Measurement taken with clothes on.

U - Shoe Circonference for RW



Measure the circonference of the shoe for RW suit.



Floor

V - Knee to shoe tip

Measure from the middle of your knee to the tip of your shoe all the way down to the floor, keeping the tape against your leg

Measurement taken with clothes & shoes on.



W - Back of knee to floor

Measure from the back of your knee (crease) to the floor, with your shoes on

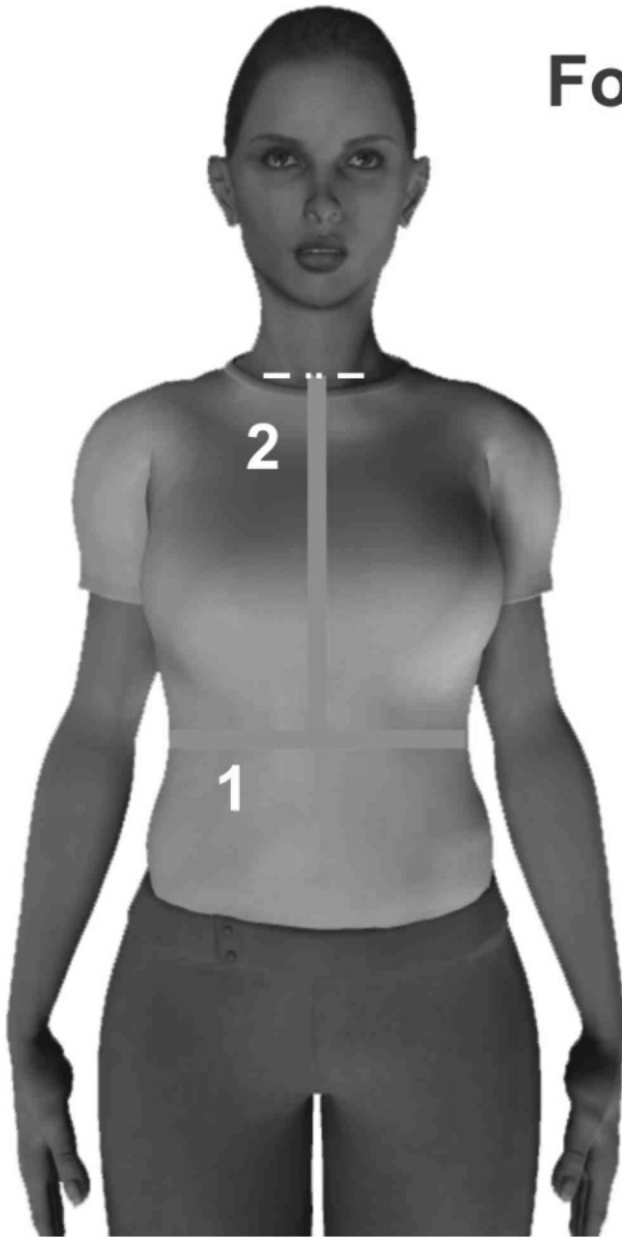
Measurement taken with clothes on.



X - Armpit to start of rig strap

Measurement should be between or close to 8.5 to 11.5 inches.

For women only



1 *High Waist*

Measure the waist at the narrowest area (usually just below the rib cage).

2 *Hole in throat to high waist*

Measure from hole in throat to middle-waist, at the narrowest area.